

Signify Classified - Internal
Cooper Lighting Solutions Photometric Lab
1121 Highway 74 South
Peachtree City, GA 30269



Scaled data based on original data using
LM-79-08 Approved Method: Electrical and Photometric Measurements of Solid-
State Lighting Products

Test Report Prepared for
Cooper Lighting Solutions
(formerly Eaton)

Brand: INVUE

Report Number: P871112

Luminaire Tested: **EMM2-HSN-SA1B-840-U-T2U**

Issue Date: 09/05/2024



Test Information

Test Method: LM-79-08
Report Number: P871112
Test Lab: INNOVATION CENTER(G3)
Issue Date: 09/05/2024
Manufacturer: COOPER LIGHTING SOLUTIONS (FORMERLY EATON)
Product Line: INVUE
Catalog Number: EMM2-HSN-SA1B-840-U-T2U
Description: EPIC MODERN SHORT HOUSING DISCRETE LED ARRAYS 60W 80CRI 4000K
FITXURE w/ TYPE II URBAN DISTRIBUTION OPTIC
Light Source: (10) 4000K CCT, 80 CRI LEDS
Ballast/Driver: ELECTRONIC DRIVER

Summary

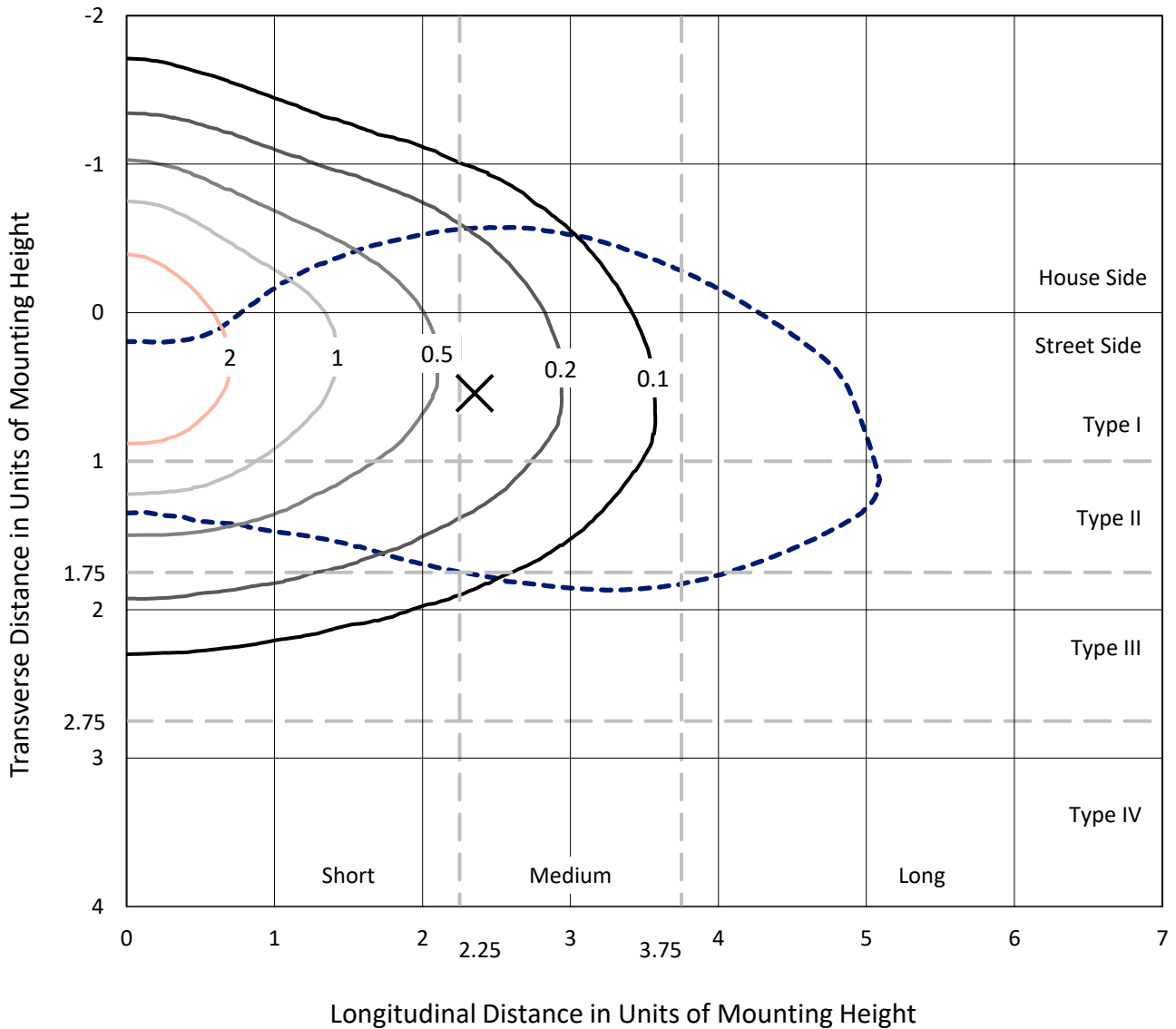
Lumens per Lamp: N/A
Luminaire Lumens: 5985.9 lumens
Efficiency: N/A
Efficacy: 136.0 lumens/watt
Luminous Opening: Rectangular (W 0.33' x L: 0.33' x H: 0')
IES Classification: Type III - Medium
BUG Rating: B2 - U0 - G2

Input Watts (W): 44
Input Voltage (V): 120
Input Current (Ain): NR
Voltage Rise (V): NR
Power Factor: 0.99
Total Harmonic Distortion (THDi): 6.91%
Frequency (hertz): 60
Stabilization Time: NR
Operation Time: NR
Ambient Temperature (°C): NR
Test Distance: 24 FT

REPORT NUMBER: P871112
 CATALOG NUMBER: EMM2-HSN-SA1B-840-U-T2U

Iso-Footcandle Lines of Horizontal Illumination

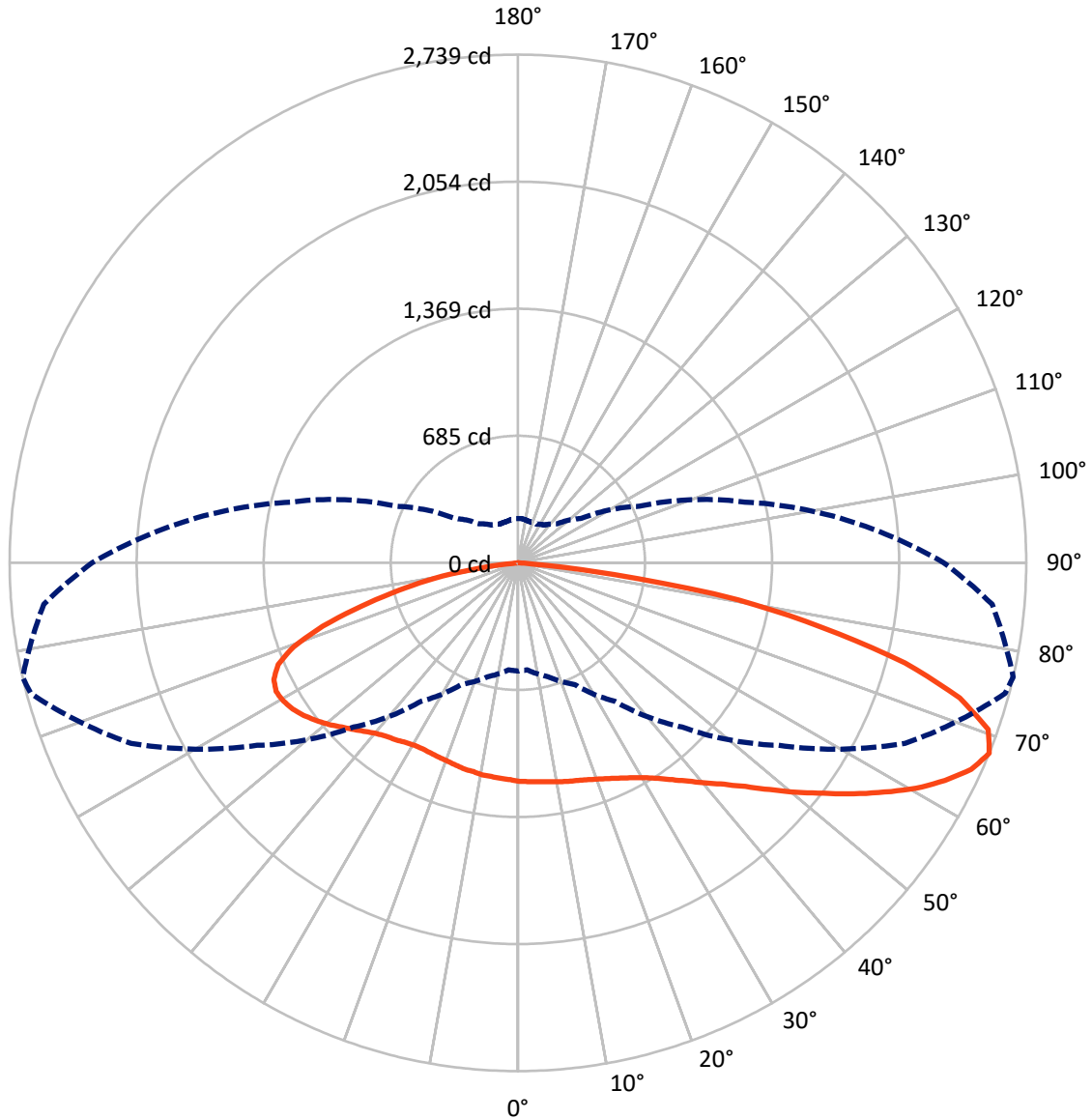
× Max cd
 - - - 1/2 Max cd



Based on 20 foot mounting height. Maximum calculated value = 3.2 fc
 Type III - Medium - N/A

REPORT NUMBER: P871112
CATALOG NUMBER: EMM2-HSN-SA1B-840-U-T2U

Luminous Intensity Polar Plot



— Vertical Plane Through 77-Deg Lateral - - - Horizontal Cone Through 67.5-Deg Vertical

REPORT NUMBER: P871112
 CATALOG NUMBER: EMM2-HSN-SA1B-840-U-T2U

FLUX DISTRIBUTION:

		Downward	Upward	Total
House Side	Lumens	1990.5	0.0	1990.5
	% Fixture	33.3	0.0	33.3
Street Side	Lumens	3995.4	0.0	3995.4
	% Fixture	66.7	0.0	66.7
Total	Lumens	5985.9	0.0	5985.9
	% Fixture	100.0	0.0	100.0

Coefficient of Utilization

ZONAL LUMENS:

Zone	Lumens	% Fixture
0°-10°	113.1	1.9
10°-20°	343.1	5.7
20°-30°	578.4	9.7
30°-40°	820.7	13.7
40°-50°	1038.4	17.3
50°-60°	1137.5	19.0
60°-70°	1099.6	18.4
70°-80°	739.5	12.4
80°-90°	115.6	1.9
90°-100°	0.0	0.0
100°-110°	0.0	0.0
110°-120°	0.0	0.0
120°-130°	0.0	0.0
130°-140°	0.0	0.0
140°-150°	0.0	0.0
150°-160°	0.0	0.0
160°-170°	0.0	0.0
170°-180°	0.0	0.0
0°-90°	5985.9	100.0
0°-180°	5985.9	100.0



REPORT NUMBER: P871112

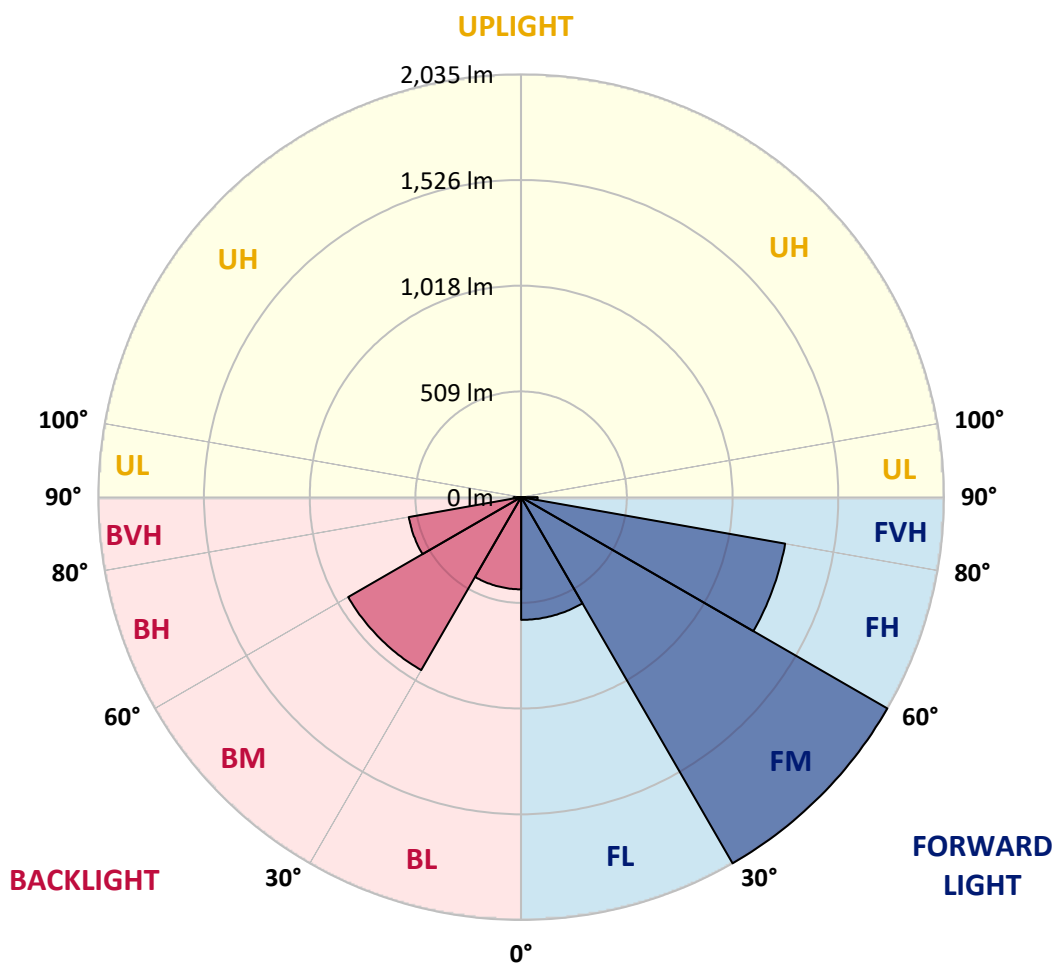
CATALOG NUMBER: EMM2-HSN-SA1B-840-U-T2U

LUMINAIRE CLASSIFICATION SYSTEM LUMEN TABLE AND BUG RATING:

Zone	Lumens	% Fixture	Zone Rating/Lumen Limit		
			B	U	G
FL (0°-30°)	590.8	9.9			
FM (30°-60°)	2035.3	34.0			
FH (60°-80°)	1290.1	21.6			G1/1800
FVH (80°-90°)	79.1	1.3			G1/100
BL (0°-30°)	443.7	7.4	B1/500		
BM (30°-60°)	961.4	16.1	B1/1000		
BH (60°-80°)	549.0	9.2	B2/1000		G2/1000
BVH (80°-90°)	36.4	0.6			G1/100
UL (90°-100°)	0.0	0.0		U0/0	
UH (100°-180°)	0.0	0.0		U0/0	

BUG Rating: B2-U0-G2

Type III Medium





REPORT NUMBER: P871112

CATALOG NUMBER: EMM2-HSN-SA1B-840-U-T2U

CANDELA DISTRIBUTION (FULL):

	0°	5°	15°	25°	35°	45°	55°	65°	75°	77°	85°
0°	1176.9	1176.9	1176.9	1176.9	1176.9	1176.9	1176.9	1176.9	1176.9	1176.9	1176.9
2.5°	1202.9	1201.7	1195.8	1198.2	1191.1	1195.8	1188.7	1182.8	1181.6	1180.4	1181.6
5°	1240.8	1234.9	1229.0	1225.4	1219.5	1217.1	1205.3	1193.5	1186.4	1185.2	1182.8
7.5°	1284.6	1282.3	1274.0	1269.2	1252.7	1244.4	1227.8	1206.5	1195.8	1191.1	1185.2
10°	1329.6	1335.5	1324.9	1315.4	1296.5	1278.7	1250.3	1223.1	1201.7	1199.4	1186.4
12.5°	1385.3	1384.1	1377.0	1360.4	1337.9	1313.0	1278.7	1240.8	1212.4	1207.7	1188.7
15°	1435.0	1433.8	1424.3	1408.9	1379.3	1348.6	1302.4	1258.6	1223.1	1216.0	1193.5
17.5°	1481.2	1478.8	1472.9	1456.3	1419.6	1381.7	1336.7	1278.7	1236.1	1227.8	1197.0
20°	1521.4	1523.8	1516.7	1500.1	1465.8	1425.5	1368.7	1304.8	1252.7	1243.2	1207.7
22.5°	1565.2	1566.4	1562.9	1556.9	1513.1	1470.5	1408.9	1334.4	1271.6	1262.1	1219.5
25°	1611.4	1612.6	1615.0	1611.4	1561.7	1515.5	1450.4	1371.1	1297.7	1284.6	1236.1
27.5°	1664.7	1665.9	1670.6	1663.5	1610.2	1561.7	1496.6	1410.1	1324.9	1310.7	1250.3
30°	1725.1	1729.8	1726.3	1723.9	1662.3	1615.0	1542.7	1450.4	1360.4	1342.6	1275.2
32.5°	1797.3	1796.1	1789.0	1781.9	1719.2	1669.4	1594.8	1502.5	1404.2	1384.1	1315.4
35°	1849.4	1849.4	1838.7	1835.2	1777.2	1725.1	1651.7	1560.5	1453.9	1435.0	1358.0
37.5°	1881.4	1886.1	1877.8	1880.2	1824.5	1776.0	1708.5	1619.7	1508.4	1491.8	1410.1
40°	1893.2	1905.0	1912.1	1921.6	1866.0	1824.5	1768.9	1683.6	1578.3	1559.3	1472.9
42.5°	1895.6	1913.3	1938.2	1958.3	1895.6	1861.2	1826.9	1748.7	1646.9	1630.4	1541.6
45°	1883.7	1875.4	1935.8	1938.2	1912.1	1890.8	1877.8	1826.9	1746.4	1719.2	1626.8
47.5°	1793.7	1784.3	1800.8	1876.6	1892.0	1903.9	1929.9	1918.1	1845.8	1824.5	1725.1
50°	1648.1	1643.4	1709.7	1791.4	1842.3	1902.7	1972.5	2005.7	1955.9	1942.9	1849.4
52.5°	1407.8	1394.7	1529.7	1688.4	1777.2	1890.8	2002.1	2095.7	2080.3	2061.3	1955.9
55°	1255.0	1255.0	1346.2	1543.9	1694.3	1848.2	2021.1	2190.4	2217.6	2196.3	2077.9
57.5°	1091.6	1104.7	1199.4	1335.5	1574.7	1770.1	2018.7	2269.7	2350.2	2330.1	2207.0
60°	951.9	962.6	1017.0	1154.4	1433.8	1667.1	1992.7	2334.8	2473.4	2466.2	2320.6
62.5°	809.8	822.9	866.7	995.7	1247.9	1548.7	1938.2	2370.3	2589.4	2582.3	2435.5
65°	696.2	697.4	741.2	848.9	1062.0	1405.4	1842.3	2363.2	2679.4	2684.1	2532.5
67.5°	582.5	579.0	635.8	723.4	910.5	1251.5	1714.4	2300.5	2717.3	2738.6	2564.5
70°	428.6	433.3	512.7	609.8	769.6	1073.9	1535.6	2178.5	2655.7	2688.8	2491.1
72.5°	322.0	331.5	408.5	509.1	642.9	896.3	1340.3	1966.6	2484.0	2488.7	2267.3
75°	261.7	264.0	332.7	422.7	526.9	718.7	1076.2	1642.2	2100.4	2154.9	1926.3
77.5°	222.6	220.2	253.4	341.0	425.1	574.2	811.0	1249.1	1649.3	1674.2	1508.4
80°	189.4	188.3	200.1	275.9	332.7	409.7	555.3	870.2	1176.9	1204.1	1071.5
82.5°	99.5	106.6	104.2	170.5	188.3	215.5	266.4	395.5	513.9	521.0	492.5
85°	4.7	4.7	4.7	7.1	11.8	18.9	36.7	36.7	40.3	77.0	87.6
87.5°	1.2	1.2	2.4	2.4	2.4	3.6	3.6	4.7	4.7	4.7	4.7
90°	0.0	0.0	0.0	0.0	0.0	0.0	0.0	0.0	0.0	0.0	0.0



REPORT NUMBER: P871112

CATALOG NUMBER: EMM2-HSN-SA1B-840-U-T2U

CANDELA DISTRIBUTION (continued):

	90°	95°	105°	115°	125°	135°	145°	155°	165°	175°	180°
0°	1176.9	1176.9	1176.9	1176.9	1176.9	1176.9	1176.9	1176.9	1176.9	1176.9	1176.9
2.5°	1179.3	1174.5	1167.4	1168.6	1167.4	1167.4	1161.5	1156.8	1155.6	1157.9	1162.7
5°	1180.4	1173.3	1162.7	1159.1	1155.6	1153.2	1143.7	1136.6	1133.1	1135.4	1136.6
7.5°	1180.4	1169.8	1157.9	1150.8	1141.4	1134.3	1123.6	1114.1	1109.4	1110.6	1112.9
10°	1178.1	1166.2	1156.8	1142.5	1127.2	1118.9	1102.3	1090.5	1084.5	1085.7	1079.8
12.5°	1178.1	1165.0	1146.1	1133.1	1111.8	1094.0	1081.0	1068.0	1063.2	1058.5	1056.1
15°	1179.3	1162.7	1143.7	1116.5	1091.6	1072.7	1056.1	1047.8	1040.7	1038.4	1039.5
17.5°	1179.3	1162.7	1134.3	1102.3	1073.9	1050.2	1036.0	1026.5	1024.1	1021.8	1021.8
20°	1185.2	1163.9	1126.0	1088.1	1052.6	1027.7	1014.7	1008.8	1008.8	1005.2	1005.2
22.5°	1194.6	1166.2	1121.2	1076.2	1034.8	1007.6	993.4	986.3	989.8	987.4	986.3
25°	1205.3	1174.5	1115.3	1059.7	1011.1	982.7	968.5	963.8	962.6	956.7	965.0
27.5°	1213.6	1180.4	1111.8	1043.1	989.8	956.7	938.9	930.6	924.7	927.1	924.7
30°	1236.1	1197.0	1112.9	1028.9	966.1	925.9	904.6	895.1	892.7	892.7	892.7
32.5°	1266.9	1218.3	1121.2	1023.0	943.6	896.3	870.2	860.8	858.4	853.7	856.0
35°	1305.9	1250.3	1134.3	1013.5	925.9	861.9	833.5	820.5	817.0	812.2	812.2
37.5°	1349.7	1282.3	1143.7	1008.8	902.2	826.4	794.5	777.9	775.5	770.8	773.1
40°	1405.4	1326.1	1159.1	999.3	875.0	794.5	751.8	724.6	730.5	732.9	737.6
42.5°	1468.1	1381.7	1182.8	989.8	853.7	761.3	698.6	671.3	678.4	676.1	680.8
45°	1553.4	1446.8	1212.4	986.3	827.6	721.0	644.1	613.3	610.9	607.4	609.8
47.5°	1642.2	1525.0	1240.8	979.2	799.2	671.3	582.5	543.5	534.0	529.2	524.5
50°	1734.5	1603.1	1274.0	974.4	761.3	615.7	521.0	476.0	458.2	452.3	446.4
52.5°	1838.7	1687.2	1302.4	962.6	719.9	557.7	465.3	414.4	394.3	382.4	383.6
55°	1948.8	1764.1	1328.4	948.4	672.5	503.2	409.7	367.0	346.9	343.4	343.4
57.5°	2050.7	1843.5	1347.4	923.5	625.1	449.9	363.5	326.8	317.3	322.0	322.0
60°	2154.9	1907.4	1356.8	896.3	576.6	404.9	331.5	301.9	297.2	306.7	307.8
62.5°	2238.9	1958.3	1354.5	858.4	523.3	365.9	300.7	277.1	279.4	296.0	299.5
65°	2299.3	1983.2	1324.9	801.6	472.4	331.5	273.5	251.0	251.0	262.8	266.4
67.5°	2294.6	1951.2	1265.7	722.2	417.9	297.2	248.6	230.9	230.9	239.2	238.0
70°	2197.5	1841.1	1153.2	626.3	364.7	267.6	227.3	214.3	213.1	216.7	215.5
72.5°	1964.2	1617.3	978.0	517.4	314.9	238.0	206.0	194.2	191.8	187.1	183.5
75°	1620.9	1328.4	763.7	412.0	266.4	209.6	185.9	175.2	165.8	171.7	168.1
77.5°	1257.4	1019.4	568.3	319.7	216.7	182.3	165.8	153.9	151.6	172.9	165.8
80°	917.6	704.5	401.4	228.5	168.1	148.0	138.5	129.1	163.4	219.0	217.9
82.5°	407.3	339.8	183.5	108.9	78.1	65.1	54.5	61.6	103.0	100.6	104.2
85°	36.7	37.9	20.1	13.0	8.3	7.1	4.7	4.7	3.6	3.6	3.6
87.5°	4.7	4.7	3.6	3.6	2.4	2.4	2.4	2.4	1.2	1.2	1.2
90°	0.0	0.0	0.0	0.0	0.0	0.0	0.0	0.0	0.0	0.0	0.0

Cooper Lighting Solutions Photometric Lab
1121 Highway 74 South
Peachtree City, GA 30269



LM-79-2019: Approved Method: Electrical and Photometric Measurements of Solid-State Lighting Products

Report Prepared for

Cooper Lighting Solutions

Streetworks

Report Number: SP1-2407-157-8

Test Date: 09/05/2024

Luminaire Tested: MEM2-HTN-SA-40-840-U-5WQ

Data in this report applies to families of products including MEM2-HTN-SA-40-840-U-5WQ

Test Information

Test Method: LM-79-2019
 Report Number: SP1-2407-157-8
 Test Lab: COOPER LIGHTING SOLUTIONS
 Photometer: SP1 - 76IN SPHERE
 Measurement Geometry: 4π
 Issue Date: 09/05/2024
 Manufacturer: COOPER LIGHTING SOLUTIONS
 Product Line: Streetworks
 Catalog Number: **MEM2-HTN-SA-40-840-U-5WQ**
 Description: Epic Modern Light Square 40W 5WQ Optic

Spectral Parameters

CCT (K): 3996
 CIE u': 0.2245
 CIE v': 0.5031
 Duv: 0.0012
 CIE x: 0.3815
 CIE y: 0.3799
 CIE z: 0.2386
 Peak Wavelength (nm): 449
 Dominant Wavelength (nm): 578
 Purity: 28.49233
 Rf: 82.6
 Rg: 95.1

CRI (Ra):	80.6		
R1:	78.1	R9:	-5.8
R2:	87.1	R10:	70.3
R3:	94.5	R11:	78.7
R4:	79.7	R12:	60.5
R5:	78.7	R13:	80.2
R6:	82.7	R14:	97.2
R7:	84.3	R15:	70.6
R8:	59.5		



Test Conditions

Stabilization Time: 29M
 Operation Time: 1H 29M
 Sphere Temperature (°C): 24.3

REPORT NUMBER: SP1-2407-157-8

Measurement and Test Equipment			
Instrument	Identification Number	Calibration Date	Calibration Due Date
Photometer	IN0058	6/18/2024	12/18/2024
Power Meter	INXT2011004	2/8/2024	2/8/2025
AC Power Source	IN0063	10/24/2023	10/24/2024
DC Power Source	IN0208	10/24/2023	10/24/2024
Sphere Thermometer	IN0085	10/24/2023	10/24/2024
Room Thermometer	IN0046	10/24/2023	10/24/2024

REPORT NUMBER: SP1-2407-157-8

CIE 1931 Chromaticity Diagram



CIE 1931 Chromaticity Diagram with 2017 ANSI 7-Step and 4-Step Quadrangles



CCT = 3996K
 CIE x = 0.3815
 CIE y = 0.3799
 Duv = 0.0012

Point lies inside the ANSI 4000K 4-step quadrangle

REPORT NUMBER: SP1-2407-157-8

Photopic Flux vs. Wavelength



Photopic Lumens: NR

λ (nm)	Power W [^] /nm	Lumens (φ/nm)	λ (nm)	Power W [^] /nm	Lumens (φ/nm)	λ (nm)	Power W [^] /nm	Lumens (φ/nm)	λ (nm)	Power W [^] /nm	Lumens (φ/nm)	λ (nm)	Power W [^] /nm	Lumens (φ/nm)
360	0	NR	490	289	NR	620	725	NR	750	17	NR	880	0	NR
365	0	NR	495	351	NR	625	673	NR	755	15	NR	885	0	NR
370	0	NR	500	414	NR	630	619	NR	760	13	NR	890	0	NR
375	0	NR	505	470	NR	635	562	NR	765	11	NR	895	0	NR
380	0	NR	510	513	NR	640	506	NR	770	9	NR	900	0	NR
385	0	NR	515	546	NR	645	452	NR	775	8	NR	905	0	NR
390	0	NR	520	571	NR	650	400	NR	780	7	NR	910	0	NR
395	1	NR	525	592	NR	655	352	NR	785	6	NR	915	0	NR
400	3	NR	530	606	NR	660	307	NR	790	5	NR	920	0	NR
405	6	NR	535	624	NR	665	267	NR	795	4	NR	925	0	NR
410	12	NR	540	642	NR	670	231	NR	800	4	NR	930	0	NR
415	22	NR	545	663	NR	675	199	NR	805	3	NR	935	0	NR
420	44	NR	550	686	NR	680	171	NR	810	3	NR	940	0	NR
425	83	NR	555	713	NR	685	146	NR	815	2	NR	945	0	NR
430	150	NR	560	745	NR	690	125	NR	820	2	NR	950	0	NR
435	267	NR	565	774	NR	695	106	NR	825	2	NR	955	0	NR
440	466	NR	570	806	NR	700	90	NR	830	1	NR	960	0	NR
445	804	NR	575	835	NR	705	76	NR	835	1	NR	965	0	NR
450	1000	NR	580	858	NR	710	65	NR	840	1	NR	970	0	NR
455	715	NR	585	875	NR	715	55	NR	845	1	NR	975	0	NR
460	492	NR	590	884	NR	720	47	NR	850	1	NR	980	0	NR
465	402	NR	595	880	NR	725	40	NR	855	1	NR	985	0	NR
470	288	NR	600	868	NR	730	34	NR	860	1	NR	990	0	NR
475	226	NR	605	844	NR	735	28	NR	865	1	NR	995	0	NR
480	227	NR	610	814	NR	740	24	NR	870	0	NR	1000	0	NR
485	248	NR	615	771	NR	745	20	NR	875	0	NR			

REPORT NUMBER: SP1-2407-157-8

Scotopic Flux vs. Wavelength



Scotopic Lumens: NR

S/P: 1.66

λ (nm)	Power W [^] /nm	Lumens (φ/nm)	λ (nm)	Power W [^] /nm	Lumens (φ/nm)	λ (nm)	Power W [^] /nm	Lumens (φ/nm)	λ (nm)	Power W [^] /nm	Lumens (φ/nm)	λ (nm)	Power W [^] /nm	Lumens (φ/nm)
360	0	NR	490	289	NR	620	725	NR	750	17	NR	880	0	NR
365	0	NR	495	351	NR	625	673	NR	755	15	NR	885	0	NR
370	0	NR	500	414	NR	630	619	NR	760	13	NR	890	0	NR
375	0	NR	505	470	NR	635	562	NR	765	11	NR	895	0	NR
380	0	NR	510	513	NR	640	506	NR	770	9	NR	900	0	NR
385	0	NR	515	546	NR	645	452	NR	775	8	NR	905	0	NR
390	0	NR	520	571	NR	650	400	NR	780	7	NR	910	0	NR
395	1	NR	525	592	NR	655	352	NR	785	6	NR	915	0	NR
400	3	NR	530	606	NR	660	307	NR	790	5	NR	920	0	NR
405	6	NR	535	624	NR	665	267	NR	795	4	NR	925	0	NR
410	12	NR	540	642	NR	670	231	NR	800	4	NR	930	0	NR
415	22	NR	545	663	NR	675	199	NR	805	3	NR	935	0	NR
420	44	NR	550	686	NR	680	171	NR	810	3	NR	940	0	NR
425	83	NR	555	713	NR	685	146	NR	815	2	NR	945	0	NR
430	150	NR	560	745	NR	690	125	NR	820	2	NR	950	0	NR
435	267	NR	565	774	NR	695	106	NR	825	2	NR	955	0	NR
440	466	NR	570	806	NR	700	90	NR	830	1	NR	960	0	NR
445	804	NR	575	835	NR	705	76	NR	835	1	NR	965	0	NR
450	1000	NR	580	858	NR	710	65	NR	840	1	NR	970	0	NR
455	715	NR	585	875	NR	715	55	NR	845	1	NR	975	0	NR
460	492	NR	590	884	NR	720	47	NR	850	1	NR	980	0	NR
465	402	NR	595	880	NR	725	40	NR	855	1	NR	985	0	NR
470	288	NR	600	868	NR	730	34	NR	860	1	NR	990	0	NR
475	226	NR	605	844	NR	735	28	NR	865	1	NR	995	0	NR
480	227	NR	610	814	NR	740	24	NR	870	0	NR	1000	0	NR
485	248	NR	615	771	NR	745	20	NR	875	0	NR			

REPORT NUMBER: SP1-2407-157-8

Melanopic Flux vs. Wavelength



Melanopic Lumens: NR

M/P: 3.37

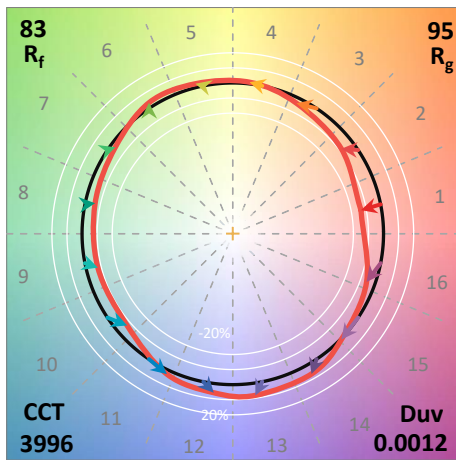
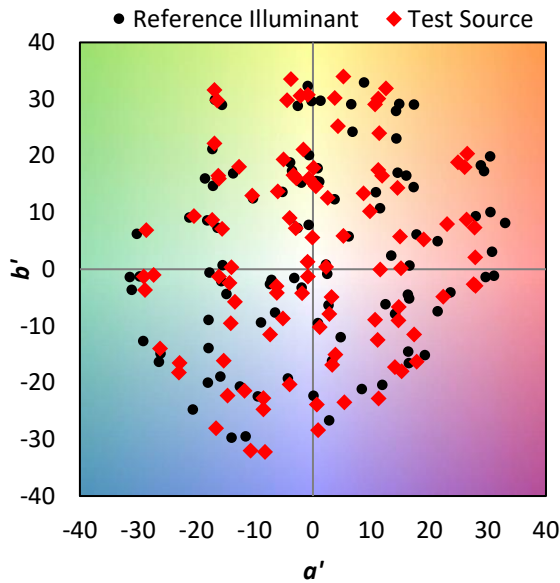
λ (nm)	Power W [^] /nm	Lumens (φ/nm)	λ (nm)	Power W [^] /nm	Lumens (φ/nm)	λ (nm)	Power W [^] /nm	Lumens (φ/nm)	λ (nm)	Power W [^] /nm	Lumens (φ/nm)	λ (nm)	Power W [^] /nm	Lumens (φ/nm)
360	0	NR	490	289	NR	620	725	NR	750	17	NR	880	0	NR
365	0	NR	495	351	NR	625	673	NR	755	15	NR	885	0	NR
370	0	NR	500	414	NR	630	619	NR	760	13	NR	890	0	NR
375	0	NR	505	470	NR	635	562	NR	765	11	NR	895	0	NR
380	0	NR	510	513	NR	640	506	NR	770	9	NR	900	0	NR
385	0	NR	515	546	NR	645	452	NR	775	8	NR	905	0	NR
390	0	NR	520	571	NR	650	400	NR	780	7	NR	910	0	NR
395	1	NR	525	592	NR	655	352	NR	785	6	NR	915	0	NR
400	3	NR	530	606	NR	660	307	NR	790	5	NR	920	0	NR
405	6	NR	535	624	NR	665	267	NR	795	4	NR	925	0	NR
410	12	NR	540	642	NR	670	231	NR	800	4	NR	930	0	NR
415	22	NR	545	663	NR	675	199	NR	805	3	NR	935	0	NR
420	44	NR	550	686	NR	680	171	NR	810	3	NR	940	0	NR
425	83	NR	555	713	NR	685	146	NR	815	2	NR	945	0	NR
430	150	NR	560	745	NR	690	125	NR	820	2	NR	950	0	NR
435	267	NR	565	774	NR	695	106	NR	825	2	NR	955	0	NR
440	466	NR	570	806	NR	700	90	NR	830	1	NR	960	0	NR
445	804	NR	575	835	NR	705	76	NR	835	1	NR	965	0	NR
450	1000	NR	580	858	NR	710	65	NR	840	1	NR	970	0	NR
455	715	NR	585	875	NR	715	55	NR	845	1	NR	975	0	NR
460	492	NR	590	884	NR	720	47	NR	850	1	NR	980	0	NR
465	402	NR	595	880	NR	725	40	NR	855	1	NR	985	0	NR
470	288	NR	600	868	NR	730	34	NR	860	1	NR	990	0	NR
475	226	NR	605	844	NR	735	28	NR	865	1	NR	995	0	NR
480	227	NR	610	814	NR	740	24	NR	870	0	NR	1000	0	NR
485	248	NR	615	771	NR	745	20	NR	875	0	NR			

Summary

$R_f = 82.6$
 $R_g = 95.1$
 CIE $R_a = 80.6$
 $R_g = -5.8$



Color Vector Graphics

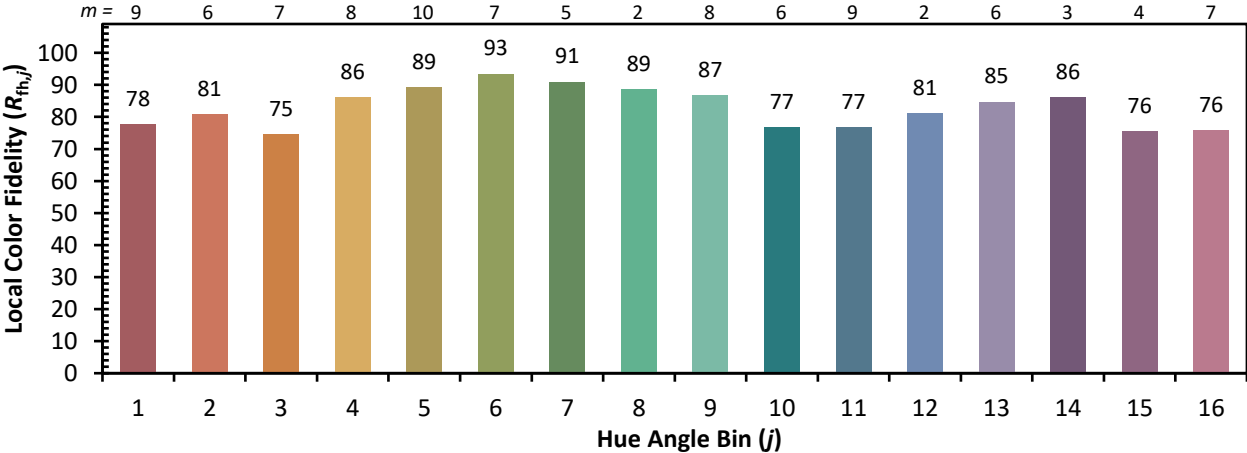


Individual Sample Fidelity Index ($R_{f,i}$)

CES01 = 85	CES26 = 79	CES51 = 94	CES76 = 72
CES02 = 61	CES27 = 93	CES52 = 94	CES77 = 82
CES03 = 31	CES28 = 90	CES53 = 88	CES78 = 71
CES04 = 69	CES29 = 83	CES54 = 89	CES79 = 91
CES05 = 48	CES30 = 95	CES55 = 88	CES80 = 88
CES06 = 50	CES31 = 86	CES56 = 84	CES81 = 80
CES07 = 40	CES32 = 78	CES57 = 84	CES82 = 95
CES08 = 39	CES33 = 90	CES58 = 84	CES83 = 95
CES09 = 29	CES34 = 85	CES59 = 90	CES84 = 90
CES10 = 74	CES35 = 92	CES60 = 91	CES85 = 78
CES11 = 57	CES36 = 85	CES61 = 87	CES86 = 73
CES12 = 63	CES37 = 91	CES62 = 87	CES87 = 83
CES13 = 42	CES38 = 95	CES63 = 84	CES88 = 86
CES14 = 74	CES39 = 98	CES64 = 78	CES89 = 76
CES15 = 71	CES40 = 94	CES65 = 75	CES90 = 87
CES16 = 46	CES41 = 98	CES66 = 75	CES91 = 72
CES17 = 49	CES42 = 92	CES67 = 73	CES92 = 62
CES18 = 56	CES43 = 88	CES68 = 77	CES93 = 78
CES19 = 71	CES44 = 99	CES69 = 82	CES94 = 60
CES20 = 65	CES45 = 93	CES70 = 72	CES95 = 70
CES21 = 86	CES46 = 90	CES71 = 67	CES96 = 82
CES22 = 78	CES47 = 95	CES72 = 89	CES97 = 90
CES23 = 91	CES48 = 84	CES73 = 65	CES98 = 84
CES24 = 90	CES49 = 89	CES74 = 93	CES99 = 73
CES25 = 71	CES50 = 94	CES75 = 69	



Color Rendition by Hue-Angle Bin



Measure Comparisons



(END OF REPORT)